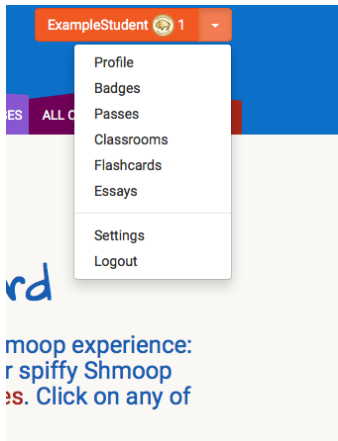


How to Shmoop

Shmoop will help you to practice for the AP Environmental Science Exam. Follow the instructions below to get registered and assigned to the APES classroom:

1. Go to www.shmoop.com/login/beachwoodhs/ then click on orange box in upper right hand corner. Click "Classrooms". [**May need Student magic word: SATIRE]



2. Click on "Join Classroom".



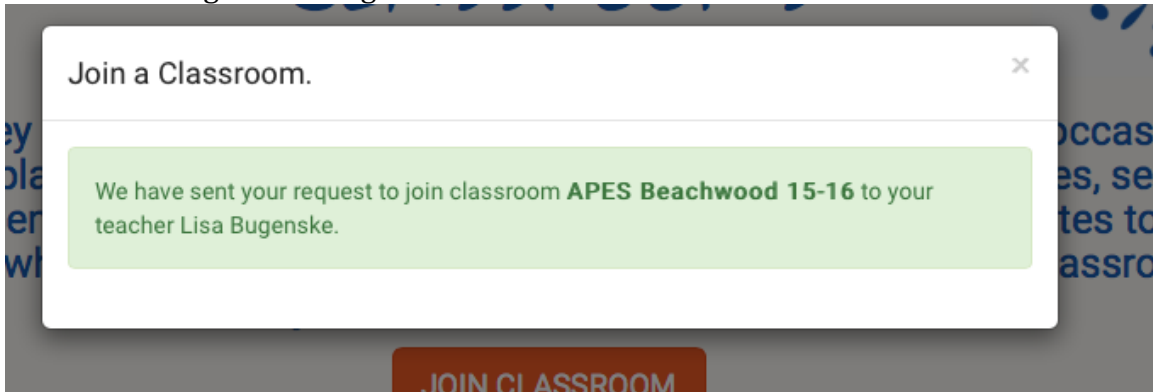
3. Enter the following information, then click "Join Classroom":

Class code: 4f4b0 (yes, that's a zero)

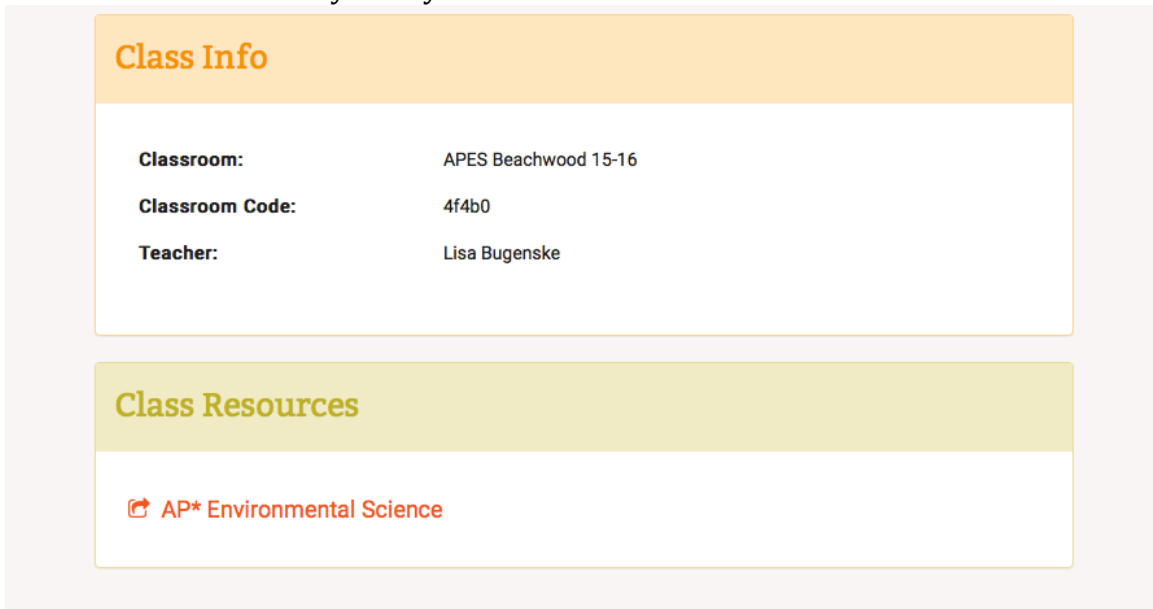
Teacher's Email: lbugenske@beachwoodscho

A screenshot of a web form titled "Join a Classroom." The form is white with a grey border and a close button (X) in the top right corner. It contains the following text: "Fill out the form below to request to join a classroom:". Below this, there are two input fields. The first is labeled "Class Code:" and contains the text "4f4b0". The second is labeled "Teacher's Email:" and contains the text "lbugenske@beachwoodscho". At the bottom of the form, there are two buttons: a grey "cancel" button and a red "join classroom" button.

4. You should get a message like this one. Close out of the box.



5. Your screen should now look like this. You can click on the “AP Environmental Science”. This will take you to your dashboard.



The first task we will complete is a Diagnostic Pre-test. This is not for a grade as it only serves as a benchmark. I will let you know when we will take this and it most likely will be an in class activity.